

Healthware

Product ensures the health



SANITARYWARE

P R O D U C T S

www.anujtiles.com



SINGLE PIECE CLOSET



Signature

(L 700 | W 365 | H 660 mm / L 27" | W 14" | H 26")
Wall distance 228mm(9")

CODE: CSP-1001



Soft Close
Seat Cover



Renesse

(L 720 | W 375 | H 660 mm / L 28" | W 15" | H 26")
Wall distance 228mm(9")

CODE: CSP-1002



Soft Close
Seat Cover



Panorama

(L 660 | W 350 | H 696 mm / L 26" | W 14" | H 27")
Wall distance 228mm(9")

CODE: CSP-1003



Soft Close
Seat Cover



Opal

(L 660 | W 355 | H 710 mm / L 26" | W 14" | H 28")
Wall distance 228mm(9")

CODE: CSP-1004



Soft Close
Seat Cover

SINGLE PIECE CLOSET



Soft Close
Seat Cover

Atlanta

(L 680 | W 345 | H 625 mm / L 27" | W 14" | H 25")
Wall distance 228mm(9")

CODE: CSP-1005



Soft Close
Seat Cover

Athens (Syphonic)

(L 660 | W 350 | H 735 mm) / L 26" | W 14" | H 29")
Wall distance 304mm (12")

CODE: CSP-1006



Soft Close
Seat Cover

Olympia (Syphonic)

(L 710 | W 375 | H 710 mm/
L 28" | W 15" | H 28")
Wall distance 304mm (12")

CODE: CSP-1007



Soft Close
Seat Cover

Lito (Syphonic)

(L 710 | W 375 | H 710 mm/
L 28" | W 15" | H 28")
Wall distance 304mm (12")

CODE: CSP-1008



Soft Close
Seat Cover

Siri (Syphonic)

(L 710 | W 375 | H 710 mm/
L 28" | W 15" | H 28")
Wall distance 304mm (12")

CODE: CSP-1009

WALL HUNG CLOSET



Lyra

L 540 | W 345 | H 355 mm /
L 21" | W 14" | H 14"

CODE: CWH-1101



Soft Close
Seat Cover



Lemuse

L 500 | W 380 | H 365 mm /
L 20" | W 15" | H 14"

CODE: CWH-1102



Soft Close
Seat Cover



Sirious

L 530 | W 380 | H 400 mm /
L 21" | W 15" | H 16"

CODE: CWH-1105



Soft Close
Seat Cover



Draco

L 530 W 350 H 360 /
L 21" | W 14" | H 14"

CODE: CWH-1104



Soft Close
Seat Cover

WESTERN CLOSET



EWC S Trap
CODE: CWC 1501

L 500 | W 430 | H 380mm/
L 20" | W 17" | H 15"



EWC P Trap
CODE: CWC 1502

L 520 | W 450 | H 400mm /
L 20" | W 18" | H 16"



European
CODE: CWC 1503

L 480 | W 380 | H 380mm
L 19" | W 15" | H 15"

INDIAN CLOSET



Orissa Pan
CODE: CIN 1601

L 530 | W 430 | H 260mm/
L 21" | W 17" | H 10"



CT Pan
CODE: CIN 1602

L 515 | W 420 | H 200mm/
L 20" | W 17" | H 8"

AVAILABLE COLORS



WHITE

Regular Colors



IVORY



PINK



GREEN



RED-BROWN

Special Colors



AL-BLUE



MAGENTA

URINAL & ACCESSORIES



Flat Back Urinal


Code No: AH 5001

L 270 | W 315 | H 140mm /
L 10.5" | W 12" | H 5.5"

Available Colors



WHITE IVORY



Squatting Urinal

Code No: AH 4001

L 450 | W 360 | H 110mm /
L 18" | W 14" | H 4"

Available Colors



WHITE IVORY



Heavy Flush Tank

Code No: HFT 001



Ordinary Seat Cover

Code No: OSC 001



Soft Close Seat Cover

Code No: SSC 002



Available Colors



WHITE

Regular Colors



IVORY



PINK



T-BLUE



GREEN



RED-BROWN

Special Colors



AL-BLUE



MAGENTA

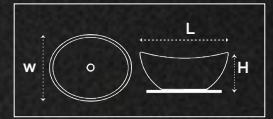
WALL HUNG BASIN

As Per Shown In The Picture. The Rag Bolt Must Be Grouted Into The Cement/Concrete Wall. The Bolts Must Be Fixed To The Cement/Concrete Wall. Allow Setting & Checking Than install It Using Nut And Washer.

COUNTER WASHBASIN

At The Beginning

1. A Skilled Or Experienced Person Should Install Counter Lavatories.
2. Avoid Using Adhesive With This Product.
3. Check The Waste Area And Supply Tubing If Required.
4. Do Not Open The Lavatory From Its Protective Carton Until You Are Ready For Installation.
5. Please Follow All Local Building And Plumbing Codes.



MATERIAL & TOOLS

Measure Tape, Keyhole Or Saber Saw, Hammer. Glasses. Rags Or Paper Toweling. Drill (1/2 Dia. Drill Or larger), Pencil, Sealant. Sealant, Sharp Knife Or Scissors.

INSTALLATION OF LAVATORY

Please Note: Please Install It In A Way That Future Removal From Underneath The Counter Top Is Possible Without Damaging The Counter Top.

1. Please Check The Desired Location For Clearance Between The Back Splash, Faucet, Fixture And Cabinet.
2. Please Cut The Template.
3. Please Carefully Trace The Template on The Counter Top Directed.
4. Please Mark The Faucet Hole Centerline On The Counter Top.
5. Please Drill A 1/2" Pilot On The Inside Of The Cut Line.

FOR WOOD COUNTER TOPS:

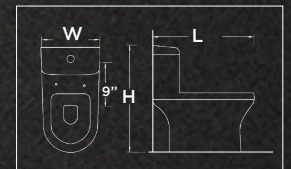
1. Mark And Pre-Drill The Wood Screw Holes At The Locations Shown On The Template.
2. Waterproof Any Exposed Areas Of Wood.

FOR MARBLE COUNTER TOPS:

1. Position The Counter Top Upside Down On Foam padding To Protect The Surface. Mark And Drill 3/6" Holes 5/8" Deep At The Locations Shown On The Template.
2. Use A Setting Tool And Hammer To Secure The Anchors.

FOR ALL INSTALLATIONS:

1. If The Counter Top Has Not Been Installed, Install It At This Time.
2. Drill The Faucet Holes According To The Faucet Installation Instructions.
3. Install The Faucet To The Counter Top According To The Manufacturer's Instructions.
4. Install The Drain To The Lavatory According To The Manufacturer's Instructions.



MAINTENANCE

Like Any Other Part Of Your House, The Bathroom Can be Made To Look Great And Made To Last Taken Care Of Regularly. To Make Your Bathroom Beautiful Here Are Some Invaluable Tips.

WASH BASIN

A Mild Detergent Can be Used To Wash The Basin At Least once A Day. After Washing. The Basin Should Be Wiped Out Clearly To Avoid Water Stains.

CLOSETS

Cleanser Like Harpic Can be Used to Clear the Closet with Soft Plastic, At Least Once A Day. To Avoid Minute Discoloring, After Flushing The Toilet Give It A Once Over With The Soft Brush. Keep The Toilet Brush Handy In A Convenient Stand Nearby. In Case Of Toilets And Basins, If There Has Been No Maintenance Sine Long Period Of Time, Water Deposits And Discoloration Can Form On The Surface Of Areas That Get Wet. In Such Cases, These Stains / Marks Can Be Removed With The Help Of A Solution Of Dilute Hydrochloric Acid. Clean With A Soft Cotton Cloth And Warm Water With Soap. Do Not Use Thinner, Dry Cleaning Liquids Or Powder Paste. Use A Liquid Cleaner At Least Twice a Week. Use Brasso Or Car Rubbing Compound And Then Polish With A Cloth To Remove Fine Scratches.

ARAVIND CERAMICS PRIVATE LIMITED

No 65-A Kundrathur Road, Near Vigneswara Nagar, Porur Chennai-600116, Tamil Nadu-India.

Mobile Phone : +91 73584 98027 • +91 9841 7222 32

✉ anujhealthware.purchase@gmail.com 🌐 www.anujtiles.com

TABLE TOP WASH BASIN



Nevia

L 415 | W 335 | H 175 mm /
L 16" | W 13" | H 7"

CODE: WTB 2201



Fusion

L 400 | W 400 | H 150mm /
L 16" | W 16" | H 6"

CODE: WTB 2202



Stenza

L 445 | W 335 | H 125 mm /
L 17" | W 13" | H 5"

CODE: WTB 2203



Erangon

L 480 | W 390 | H 130 mm /
L 19" | W 15" | H 5"

CODE: WTB 2204



Cavier Small

L 485 | W 385 | H 115 mm /
L 19" | W 15" | H 4.5"

CODE: WTB 2205



Capsule

L 550 | W 400 | H 135 mm /
L 21" | W 16" | H 5"

CODE: WTB 2206



Fortune

L 390 | W 390 | H 115 mm /
L 15" | W 15" | H 4.5"

CODE: WTB 2207



Hydra

L 355 | W 355 | H 105 mm /
L 14" | W 14" | H 4"

CODE: WTB 2208



Cavina

L 400 | W 520 | H 160 mm /
L 16" | W 20" | H 6"

CODE: WTB 2209



Cetus

L 355 | W 530 | H 175 mm /
L 25" | W 21" | H 7"

CODE: WTB 2210



Pegasus

L 380 | W 470 | H 130 mm /
L 15" | W 18.5" | H 5"

CODE: WTB 2211



Columbia

L 565 | W 435 | H 130 mm /
L 22" | W 17" | H 5"

CODE: WTB 2212

WASH BASIN



Corner

CODE: WNB 2001

L 410 | W 410 | H 210mm /
L 16" | W 16" | H 8"



Excel

CODE: WNB 2002

L 355 | W 275 | H 180mm /
L 14" | W 11" | H 7"



Kohinoor

CODE: WNB 2003

L 455 | W 310 | H 340mm /
L 18" | W 12" | H 13"



Mint

CODE: WNB 2004

L 455 | W 230 | H 140mm /
L 18" | W 9" | H 5.5"



Crownny

CODE: WNB 2005

L 425 | W 355 | H 175mm /
L 17" | W 14" | H 7"



Jalpa

CODE: WNB 2006

L 455 | W 360 | H 140mm /
L 17" | W 14" | H 5.5"



Italian Top Counter

CODE: WCB 2101

L 560 | W 450 | H 210mm /
L 22" | W 18" | H 8"

Available
In White
Color Only



Italian Under Counter


CODE: WBC 2102

L 560 | W 405 | H 120mm /
L 22" | W 16" | H 5"

Available
In White
Color Only



AVAILABLE COLORS



WHITE

Regular Colors



IVORY




PINK



GREEN



RED BROWN



T BLUE

Special Colors



AL BLUE



MAGENTA

PRINTED WASH BASIN WITH PEDESTAL

Healthware
Product ensures the health



CODE: VD 02

L 585 | W 455 | H 890MM /
L 23" | W 18" | H 35"



CODE: VD 05

L 585 | W 455 | H 890MM /
L 23" | W 18" | H 35"



CODE: VD 07

L 585 | W 455 | H 890MM /
L 23" | W 18" | H 35"



CODE: VD 10

L 585 | W 455 | H 890MM /
L 23" | W 18" | H 35"



CODE: VD 15

L 585 | W 455 | H 890MM /
L 23" | W 18" | H 35"



CODE: VD 12

L 585 | W 455 | H 890MM /
L 23" | W 18" | H 35"



CODE: VD 17

L 585 | W 455 | H 890MM /
L 23" | W 18" | H 35"



CODE: VD 23

L 585 | W 455 | H 890MM /
L 23" | W 18" | H 35"



CODE: SD 02

L 585 | W 455 | H 890MM /
L 23" | W 18" | H 35"

HALF/FULL PEDESTAL

Healthware
Product ensures the health



Serpeu

L 430 | W 470 | H 360 mm /
L 17" | W 18.5" | H 14"

CODE: WHP 2313



Polo

L 455 W 760 H 960 mm /
L 18" | W 30" | H 38"

CODE: WPB 2401



Orion


L 455 W 760 H 960 mm /
L 18" | W 30" | H 38"

CODE: WPB 2402


GLASS BOWL & MIRROR




VERDE
CODE: GBM 5001




ROJO
CODE: GBM 5002



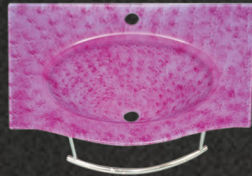
AZUL
CODE: GBM 5003



TRULLO
CODE: GBM 5004




FLOR
CODE: GBM 5005



ROSADO
CODE: GBM 5006




ARBOL
CODE: GBM 5007



PEZ
CODE: GBM 5008



DELPHIN
CODE: GBM 5009



PINO
CODE: GBM 5010

**DESIGNER
WASH BASIN**

Healthware
Product ensures the health



Altas
CODE: WDB 3001



Dia
CODE: WDB 3002



Titan
CODE: WDB 3003



Eros
CODE: WDB 3004



Cupid
CODE: WDB 3005

Healthware
Product ensures the health

ARAVIND CERAMICS PRIVATE LIMITED

No 65 A Kundrathur Road, Near Vigneswara Nagar, Porur
Chennai 600116, Tamil Nadu India

Mobile Phone : +91 73584 98027 • +91 9841 7222 32

✉ anujhealthware.purchase@gmail.com 🌐 www.anujtiles.com



Head Office:

ARAVIND CERAMICS PVT.LTD.

 No 65-A Kundrathur Road, KVB Bank Opp, Porur
Chennai-600116, Tamil Nadu-India

 +91 98417 222 81 • +91 97104 44161 • +91 73584 98027

 sales@anujtiles.com  www.anujtiles.com